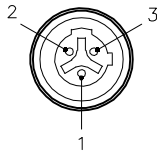


FEMALE END VIEW

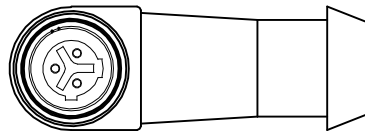
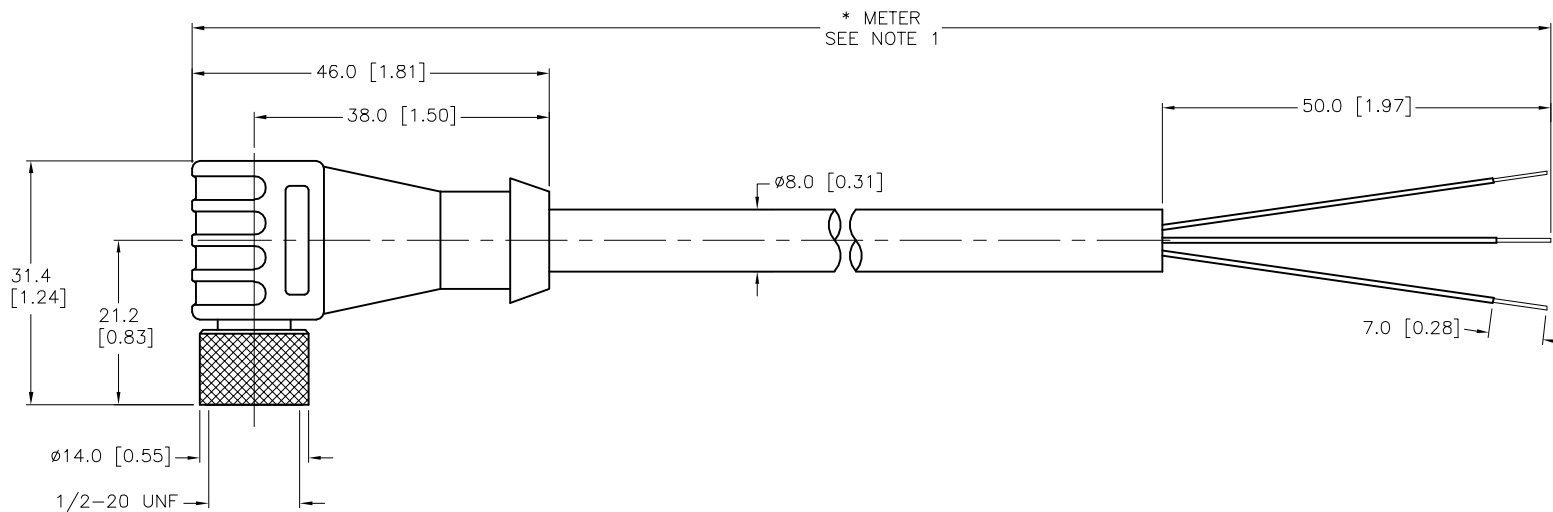


- 1 = GREEN/YELLOW
- 2 = RED/BLACK
- 3 = RED/WHITE



SPECIFICATIONS

CONTACT CARRIER MATERIAL/COLOR	NYLON/BLACK
MOLDED HEAD MATERIAL/COLOR	TPU/YELLOW
CONTACT MATERIAL/PLATING	BRASS/GOLD
COUPLING NUT MATERIAL/PLATING	BRASS/NICKEL
RATED CURRENT [A]	4.0 A
RATED VOLTAGE [V]	250 V
OUTER CABLE JACKET MATERIAL/COLOR	CPE/YELLOW
CONDUCTOR INSULATION MATERIAL	EPDM
NUMER OF CONDUCTORS [AWG]	3x18 AWG
TEMPERATURE RANGE	-50°C to +105°C (-58°F to 221°F)
PROTECTION CLASS	MEETS NEMA 1,3,4,6 AND IEC IP67



CABLE LENGTH	TOLERANCE *
ALL LENGTHS	+ 4% (OR 50mm) OF LENGTH - 0% (OR 0mm) OF LENGTH WHICHEVER IS GREATER
STRIP LENGTH	TOLERANCE *
0-7mm	±0.5mm
8-29mm	±1.0mm
30-49mm	±2.0mm
50-69mm	±3.0mm
70-100mm	±4.0mm
OVER 100mm	±5.0mm

* UNLESS OTHERWISE SPECIFIED

SOURCE DRAWING - FOR REFERENCE ONLY

NOTES:

- "*" DESIGNATES CABLE LENGTH IN METERS. CONTACT TURCK TO ORDER SPECIFIC LENGTHS.
- "/S600" DESIGNATES HEAVY DUTY RUBBER JACKET AND CONDUCTOR INSULATION.
- "/SV" DESIGNATES SPECIAL PACKAGING FOR VENDING MACHINES.
- MAX. LENGTH FOR VENDING MACHINE: 0.5 METERS.

RELATED DOCUMENTS		3RD ANGLE PROJECTION		THIS DRAWING IS CONFIDENTIAL AND THE PROPERTY OF TURCK INC. USE OF THIS DOCUMENT WITHOUT WRITTEN PERMISSION IS PROHIBITED.		3000 CAMPUS DRIVE MINNEAPOLIS, MN 55441 1-800-544-7769 (763) 553-7300 (763) 553-0708 fax www.turck.us	
1.			DRFT	DJW	DATE 10/15/07	DESCRIPTION WKBE 3T-*/S600/SV	
2.			APVD		SCALE 1=1.0		
3.		ALL DIMENSIONS DISPLAYED ON THIS DRAWING ARE FOR REFERENCE ONLY	UNIT OF MEASUREMENT MILLIMETER [INCH]			IDENTIFICATION NO.	
4.			CONTACT TURCK FOR MORE INFORMATION				
MATERIAL		SEE SPECIFICATIONS		DO NOT SCALE THIS DRAWING		REV E	
FINISH		SEE SPECIFICATIONS		FILE: 777017135		SHEET 1 OF 1	

E	UPDATED GRN CONDUCTOR TO GRN/YEL PER ECO	TV	09/13/17	61780
REV	DESCRIPTION	BY	DATE	ECO NO.